

**NEW 6.2 V8 DIESEL**  
**GMC SUBURBAN**



**QUALITY BUILT FOR VALUE**

# IT'S BIG

Standard rear dual panel doors have fixed glass, outside key lock. Available tailgate has manually operated glass. Power drop window is available.



Suburban Sierra Classic with available equipment.

Big, roomy, strong. GMC Suburban can perform a variety of big jobs superbly.—**Carries Up to Nine Adults** with available center folding seat and rear bench seat—and still has 35 cu. ft. of luggage space.—**Carries Up To 3,635-Lb** payloads, when properly equipped in 144 cu. ft. of flat cargo area behind the standard front bench seat.—**An Outstanding Trailing Wagon** . . . pulls up to 9,000-lb trailers with special equipment (see Pages 5 and 6).—**Four-Wheel-Drive Models** add another dimension to Suburban's advantages.

## NEW DIESEL POWER, NEW TECHNOLOGY FOR '82!

The '82 GMC Suburban gives you a selection of new 6.2 Liter V8 diesel engine or gasoline power. There is also a new automatic overdrive transmission available. (See Page 4 and 6.)

**6.2 LITER IS A NEW-DESIGNED TRUCK DIESEL!** Designed to work in a truck with low recommended maintenance intervals.

## 6.2 LITER IS A WORKIN' DIESEL ENGINE

With a 90° V8 strong, tough block for workin' trucks.

## 6.2 LITER HAS A BIG DISPLACEMENT!

It provides maximum torque at a low 2000 RPM.

## 6.2 LITER IS AVAILABLE IN 50 STATES

It is designed for effective emissions control. No catalytic converter is required.

**MAXIMUM GVWR IS 8,600 LBS** That's in 2- and 4-WD Series 2500 models.

**BIG TRAILER TOWING CAPACITY!** That's up to 15,500 lbs gross cargo weight (includes passengers, cargo, vehicle and trailer) in properly equipped 2-WD Series 2500 models.

## 5,000-MILE OIL AND FILTER CHANGE INTERVAL

This is recommended under normal operating conditions. See owner's manual for conditions which may require more frequent change intervals.

## PLUS THESE OTHER NEW FEATURES FOR '82

New 7,000-lb GVWR available for C/K-1500 diesel models (7,300-lb for K-1500 with RPO AC3 rear seat). New LT-Metric steel-belted radial tires are on C/K-2500 models. Automatic speed control is now available with manual and automatic transmissions with resume feature.

## NEW LOOK, NEW COMFORT

New paint colors, new interior color and fabric, standard chromed bumpers, standard rear automatic shoulder belt retractors, new available rear heater, new available defogger for tailgate glass, additions to available Sierra Classic trim, new available AM/FM/CB stereo radio.

## BEAUTIFUL INNER SPACE—THREE WAYS

**Standard Sierra**—New dual-tone, leather-grained vinyl in choice of Blue or new Medium Almond color covers the full-depth foam cushion of the front bench seat. Second and third seats are available in matching color. Trim includes color-keyed sunshades and vinyl door trim panels with integral armrests, and tinted window glass.

**Available High Sierra**—Includes full-length, color-keyed headliner with related moldings; two dome lamps with door-operated switches; cigarette lighter; ashtray light color-keyed; rubber floor mats and carpet-type spare tire cover. New dual-tone, leather-grained vinyl bench seat in a choice of Blue or new Medium Almond color is standard. Custom cloth and custom vinyl bench seats in Blue or Medium Almond are available. Second and third seats are available in matching color to seat a total of nine.

# AND VERSATILE



Suburban 4-WD model with available equipment.



Sierra Classic custom velour cloth upholstery, available folding center seat, and rear third seat—our most luxurious interior. Shown with available equipment.


**Available Sierra Classic**—Our most luxurious. Includes High Sierra items plus deluxe instrument panel with full-gage instrumentation; floor carpeting with extra-thick insulation; visor mirror; custom steering wheel; choice of custom cloth or custom vinyl upholstery; special trim panels on doors, rear sidewalls, cowl sides, and rear door or tailgate; carpet trim on lower side and rear door panels; bright shift lever with manual transmission on C-2500 model; extra insulation. Second and third seats are available to seat a total of nine.

## A WORD ABOUT THIS CATALOG

We have tried to make this catalog as comprehensive and factual as possible and we hope you find it helpful. However, since the time of printing, some of the information you'll find here may have been updated. Also, some of the equipment shown or described throughout this catalog are available as factory-installed options, as dealer accessories, and as specialized equipment from various independent suppliers at extra cost. Your dealer has details and, before ordering, you should ask him to bring you up to date.

The right is reserved to make changes at any time, without notice, in prices, colors, materials, equipment, specifications and models. Check with your GMC dealer for complete information.

# NEW 6.2 LITER V8 DIESEL POWER



## NEW DIESEL ECONOMY FOR '82 GMC SUBURBANS

Now you may order any '82 model with the new 6.2 Liter V8 diesel engine in one of two versions. Suburbans under 8,600-lb GVWR utilize the light-duty-emission engine coupled with a new available automatic 4-speed overdrive transmission. The heavy-duty-emission engine teamed with a 3-speed automatic transmission is available for models 8,600-lb and over GVWR. Required available Diesel Equipment includes: • Heavy-duty cooling • Engine oil cooler • Two heavy-duty Freedom batteries • 63-amp Delcotron generator • Hydraulic power brakes • Power steering on C-1500-2500 models • Front stabilizer bar on C-1500 models • Dual exhaust system • Heavy-duty front springs on C-1500 models • Special sound insulation package • Warning lights: Glow Plugs, Water-In-Fuel and Low-Coolant • Dome lamp • 6.2 LITRE DIESEL hood emblem diesel, identification plates, and diesel fuel label at fuel filler.

	LIGHT-DUTY EMISSIONS WITH GVWR UNDER 8,600 LBS			HEAVY-DUTY EMISSIONS WITH GVWR 8,600 LBS AND OVER		
	5.0 V8 With ESC*	5.7 V8*	6.2 V8 Diesel*	5.7 V8*	7.4 V8*	6.2 V8* Diesel
DISPLACEMENT, LITER	5.0 V8 With ESC*	5.7 V8*	6.2 V8 Diesel*	5.7 V8*	7.4 V8*	6.2 V8* Diesel
ENGINE ORDERING CODE	LE9*	LS9	LH6	LT9	LE8	LL4
BORE & STROKE, INCHES	3.74 x 3.48	4.0 x 3.48	3.98 x 3.80	4.0 x 3.48	4.25 x 4.0	3.98 x 3.80
COMPRESSION RATIO	9.2:1	8.2:1	21.5:1	8.3:1	7.9:1	21.5:1
SAE NET HORSEPOWER @ RPM	165@4400	165@3800	130@3600	160@3800	210@3800	135@3600
SAE NET TORQUE LBS/FT. @ RPM	240@2000	275@1600	240@2000	250@2800	340@2800	240@2000

† Net HP 155 @ 4000, net torque 240 @ 2800 in California  
 \* Engine not available in California  
 © Produced by GM, Chevrolet Motor Division

## V8 GASOLINE ENGINES

**5.0 Liter, 4-Bbl. V8** with 9.2 to 1 compression ratio and Electronic Spark Control is the standard engine for C-1500 Suburbans, not available in California. ESC helps control engine knock. Offers SAE net 160 HP @ 4400 RPM . . . uses low-octane, no-lead fuel.


**5.7 Liter, 4-Bbl. V8** engine with light-duty emissions is standard for K-1500 models and available for C-1500. The heavy-duty-emission version of the 5.7 Liter V8 is standard for C- and K-2500 Suburbans.

**7.4 Liter, 4-Bbl. V8** engine is available for C-2500 when the Suburbans maximum towing capability is required.

### A WORD ABOUT ENGINES

GMC Light Duty Trucks are equipped with engines produced by other GM divisions, subsidiaries, or affiliated companies worldwide. See your dealer for details.

**Flow-Through Power Ventilation** is activated by a switch on the standard heater. Outside air is blower-circulated through interior, exiting through door vents when the windows are closed. With available air conditioning, the driver has control of interior temperature winter and summer.



### AVAILABLE APPEARANCE AND CONVENIENCE EQUIPMENT

- Air conditioning, front
- Air conditioning, front and rear
- Power windows/door locks
- Intermittent windshield wipers
- Rear heater
- Cold climate package
- Electric rear window defogger (requires electric tailgate window)
- Quartz electric clock (includes gage package)
- Cigarette lighter with ashtray light
- Delco radios: AM, AM/FM, AM/FM stereo, AM/FM stereo with 8-track or cassette, AM/FM stereo CB and antenna
- Deep tinted rear side windows/rear door glass
- Bucket seats with center console (Sierra Classic only)
- 3-passenger rear seat
- Folding center seat
- Color-keyed floor mats
- Comfortilt steering wheel
- Deluxe front appearance package
- Custom molding package
- Deluxe molding package
- Black body side moldings
- Bright body side moldings
- Door edge guards
- Halogen headlamps
- Painted or stainless steel below-eyeline mirrors
- Stainless steel camper mirrors
- Roof marker lamps
- Deluxe front and rear bumpers
- Chromed front bumper guards
- Rally wheels
- Styled wheels
- Bright metal wheel covers.


### A WORD ABOUT ASSEMBLY, COMPONENTS AND OPTIONAL EQUIPMENT IN THESE GMC PRODUCTS

The Suburbans described in this brochure are assembled at facilities of General Motors Corporation operated by Chevrolet Motor Division. These vehicles incorporate thousands of different components produced by various divisions of General Motors and by various suppliers to General Motors. From time to time during the manufacturing process, it may be necessary, in order to meet public demand for particular vehicles or equipment, or to meet federally mandated emissions, safety and fuel economy requirements, or for other reasons, to produce GMC products with different components or differently sourced components than initially scheduled. All such components have been approved for use in GMC products and will provide the quality performance associated with the GMC name.

With respect to extra-cost optional equipment, make certain you specify the type of equipment you desire on your vehicle when ordering it from your dealer. Some options may be unavailable when your truck is built. Your dealer receives advice regarding current availability of options. You may ask the dealer for this information. GM also requests the dealer to advise you if an option you ordered is unavailable. We suggest that you verify that your truck includes the optional equipment you ordered, or if there are changes that they are acceptable to you.

The GMC Suburbans described in this brochure are also available from Chevrolet dealers under the Chevrolet nameplate Suburban.

# IT'S RUGGED



**Double-Walled Construction** of hood, front fenders, side doors, rear doors or available tailgate, and portions of the body contributes to overall structural rigidity.

**Girder Beam Front Suspension** on 2-WD models helps smooth the ride, permits front wheels to take the bumps independently.

## **NEW 4-SPEED AUTOMATIC OVERDRIVE TRANSMISSION**

It's standard with light-duty-emission gasoline engines for C-1500. It's available for C/K-1500 with a gasoline engine and required available for K-1500 with the diesel engine. See specifications chart on Page 6 for other drive trains.

**Salsbury-Type Rear Axle** features a large ring gear, roller bearings, and a wide range of ratios. Locking differential is available with some models.

**Two-Stage Multileaf Rear Springs** provide a soft ride with a light load and firm support when loaded to capacity. Springs are Ionoclad-painted to help resist corrosion.

**Brakes Computer-Matched To GVWR**—Standard hydraulic power system includes front disc brakes with audible wear-warning sensor and low-drag calipers with quick-take-up master cylinder. Rear drum brakes are finned to help promote cooling.

**Mufflers** feature double-wrapped shell and interior baffles of heavy-gage aluminized metal.

**Electrical Equipment** with gasoline engines includes standard Delco Freedom battery, 37-amp Delcotron generator, and High Energy Ignition system. Diesel-engine Suburbans include two heavy-duty Delco Freedom batteries and 63-amp Delcotron generator.

**'82 ADDED-CORROSION MEASURES** include new use of Zincrometal for the outer rear quarter panels, new use of two-side-galvanized steel in the spare tire well, and expanded use of Zincroterne coating on the brake lines and power steering lines. We also fight corrosion with:

**Special Steels and Construction**—Zincrometal used for double-walled front fenders, outer panel of double-walled hood, double-walled door panels. Two-side-galvanized steel front and center floor panels, urethane stone shields in front of rear wheel openings, and front wheelhousing-to-frame seals all guard against road splash. Other Zincrometal, galvanized steel, zinc-alloy coated steel, and zinc-plated parts also help fight corrosion.

**Special Primers**—Hand-sprayed zinc-rich primer and electrically charged vat-dip primer coats surfaces including hard to see seams and crevices.

**Special Sealers and Acrylic Enamel**—Butyl rubber weather stripping is applied around doors and windows. Sealing compounds are applied to various joints and a finish coat of acrylic enamel is added. An aluminum wax preservative is used to help protect certain inner areas.

## **Available Operating and Heavy-Duty Equipment**


- Cruise control
- Gages: voltmeter, temperature, oil
- Power steering
- Auxiliary battery
- 63-amp Delcotron generator
- Heavy-duty battery
- Cold Climate package
- Engine oil cooler
- Transmission oil cooler
- Heavy-duty radiator
- Front Quad Shock package (4-WD only)
- Front stabilizer bar
- Heavy-duty front stabilizer bar
- Heavy-duty front and rear shocks
- Locking rear axle differential
- Fuel tanks: 31-, 40-gallon gasoline; 32-, 41-gallon diesel
- Fuel tank stone shield plate
- Front tow hooks
- Heavy-duty Trailering Special equipment
- Weight-distributing hitch platform
- Deadweight trailer hitch.

# TECHNICAL INFORMATION


SERIES		C-1500		C-2500		K-1500		K-2500	
GVW RATINGS, LBS		6,100, 6,800, 7,000††		8,600		6,100, 6,800, 7,000‡, 7,300‡		8,600	
FRONT SUSPENSION		Independent Coil Springs				Salisbury Axle, Hypoid Drive, Single-Stage, Two-Leaf Springs			
AXLE, FRONT, CAP., LBS		3,250		3,800		3,600		3,800	
SPRINGS, FRONT RATED AT GROUND, EA., LBS		Std.		1,625		1,900		1,850	
		Avail.		Heavy-Duty†		Heavy-Duty		2,250	
FRONT STABILIZER BAR		Available†		Standard		Standard		Standard	
REAR SUSPENSION		Salisbury Axle, Hypoid Drive, Two-Stage, Multileaf Springs							
AXLE, REAR, CAP., LBS		4,000		6,000		4,000		6,000	
SPRINGS, REAR RATED AT GROUND, EA., LBS		Std.		2,000		3,000		2,000	
		Avail.		—		—		—	
AXLE RATIOS		Standard		Available		Standard		Available	
5.0L V8* (Gas)		2.73		3.08, 3.42		—		—	
5.7L V8 (Gas)		2.73*		3.08		3.42		3.73	
		3.08		3.42		4.10		4.10	
7.4L V8 (Gas)		—		—		3.21		—	
		—		—		3.73		—	
6.2L V8 (Diesel)		3.08		3.42, 3.73		4.10		4.56	
SHOCK ABSORBERS FRONT/REAR		Std.		25-mm		32-mm		25-mm	
		Avail.		Heavy-Duty		—		Heavy-Duty#	
BRAKES, SERVICE		Self-Adjusting Hydraulic Power (Diesel Models)†; Vacuum Power (Gasoline Models)							
Front Rear		Std.		Disc		Disc		Disc	
		Std.		Drum		Drum		Drum	
		Avail.		—		H.D. Vacuum Power		—	
CLUTCH, DIA., IN.		11*, 12+		12		12		12	
ENGINES, LITER		Gasoline Std.		5.0 V8, 4-Bbl. w/ESC*		5.7 V8, 4-Bbl.		5.7 V8, 4-Bbl.	
		Diesel Avail.		6.2 V8		6.2 V8		6.2 V8	
		Gasoline Avail.		5.7 V8, 4-Bbl.		7.4 V8, 4-Bbl.		—	
STEERING		Std.		Manual		Power		Power	
		Avail.		Power†		—		—	
TRANSMISSION		Std.		4-Spd. Auto. OD††		4-Spd. Manual		4-Spd. Manual*	
		Avail.		—		3-Spd. Auto.††		4-Spd. Auto. OD††	
TIRES PLY RATING		Std.		P235/75R-15		LT235/85R-16D		P215/75R-15	
		Avail.		P235/75R-15XL††		LT235/85R-16E		P235/75R-15‡ P235/75R-15XL‡	

\*Available with Z82 Trailing Special Equipment only  
 †Not available in California  
 ‡With available 5.7 Liter V8 engine  
 #With available front springs  
 †Included with diesel engine equipment (B3J)


ESC—Electronic Spark Control  
 ††Required with diesel engine  
 ‡Required with diesel engine less AS3 rear seat  
 ‡Required with diesel engine and AS3 rear seat



Standard Solid Paint Scheme



Available Special Two-Tone



Available Exterior Decor Package

## TRAILERING SELECTOR GUIDE BY GCWR

MODEL SERIES	C-1500 K-1500	C-1500 K-1500	C-2500 K-2500	C-2500 K-2500	C-2500
ENGINE	LS9 5.7 Liter V8 Gasoline	LH6 6.2 Liter V8 Diesel	LT9 5.7 Liter V8 Gasoline	LL4 6.2 Liter V8 Diesel	LE8 7.4 Liter V8 Gasoline
TRANSMISSION	Automatic	Automatic	Automatic	Automatic	Automatic
REAR AXLE RATIO	3.73	3.73	4.10	4.10, 4.56	3.73, 4.10
GCWR SHOWN ON SUBURBAN NAMEPLATE	11,000	11,000	12,000	12,000/ 13,500†	13,000/ 15,500

†C-2500 only

### EXTERIOR PAINT SCHEMES

Standard paint comes in a choice of 10 solid colors. Available special two-tone scheme includes molding package and bright trim; second color is added below body side and rear moldings. Exterior Decor Package includes the same body moldings as Sierra Classic trim, dual-tone upper body side and rear decal stripes coordinated to paint color, and a stand-up-type hood ornament; secondary color is applied between the decal stripes and the moldings.

### TRAILERING'S A SUBURBAN SPECIALTY

A properly equipped Suburban can move up to 15,500 lbs including itself, passengers, their gear, and a trailer. Suburban can tow a trailer weighing up to 9,000 lbs. A 7,000-lb-capacity weight distributing platform hitch is available through GMC. Larger capacity platform hitches are available from outside suppliers. See your GMC dealer.

The right is reserved to make changes at any time, without notice, in prices, colors, materials, equipment, specifications and models. Check with your GMC dealer for complete information.



**GMC TRUCKS**  
 GMC TRUCK & COACH DIVISION  
 GENERAL MOTORS CORPORATION  
 PONTIAC, MICHIGAN 48053